

Aufbauanleitung "IsoFrame Wave" Vitrinen-Modul

Mounting instructions

Showcase modules - Double height

Item.no: Midi IS-9412-1
Maxi IS-9412-2

Complete with:


- 1 Wave base post, 763 mm
- 1 Extension post, 750 mm
- 1 Top post, 755 mm
- 3 Extension post, 200 mm
- 1 Wave front
- 2 Base post, 750 mm
- 2 Extension post, 750 mm
- 2 Top post, 755 mm
- 5 Straight beam, 800
- 4 Straight beam, 400
- 1 Straight D-beam, 800
- 2 Straight D-beam, 400
- 2 Slotwall panel, black, 800
- 4 Slotwall panel, black, 400
- 1 Base shelf, black
- 2 Shelf bracket
- 1 Top shelf, white
- 4 Corner trims, 833 mm
- 1 Kicks & Hangers

Midi IS-9412-1
IS-W763-BPH
IS-0750-EP
IS-0755-EP

Maxi IS-9412-2
IS-W763-BPH
IS-0750-EP
IS-0755-EP
IS-0200-EP
IS-W75-02
IS-0750-BP
IS-0750-EP
IS-0755-TP
IS-800-B5
IS-400-B5
IS-800-DP
IS-800-DP
IS-SW-02
IS-SW-04
IS-SW-08
IS-SW-10
IS-SW-09
IS-0823-CT
IS-800-KH-N




Accessories



Shelf bracket
Item no. IS-03-19

Shelf, grey
Item no. IS-02-22, 5x33,8"
Item no. IS-02-05


Shelf, grey
Item no. IS-02-22, 5x33,8"
Item no. IS-02-06



1 First determine the desired height for the bottom shelf. Install the stop screws on the base posts so that the top edge of the stop screw is 105 mm / 4.1 inches below desired shelf height.



2 Build the bottom housing of the showcase by connecting two 800mm / 31.5" and two 400mm / 15.75" standard beams above the stop screws on the base posts.



3 Slide the side panels in place, from the top, and attach the shelf brackets on the bottom slot in the panel.



4 Insert the two side panels and the bottom shelf. Raise the front beam until it touches the bottom of the shelf.



5 Attach the four extension posts and the special 400 and 800 mm beams.



6 Slide in the top panels

Attach the four top posts, one 800 mm beam across the back, and two 400 mm beams on the sides at the top of the panels.



8 Mount the final 800 mm beam across the front, with top of beam even with bottom edge of the center slot in the side beams.



9 Slide in the top shelf in the track of the back side 800 mm beam.



10 This completes the Showcase.